

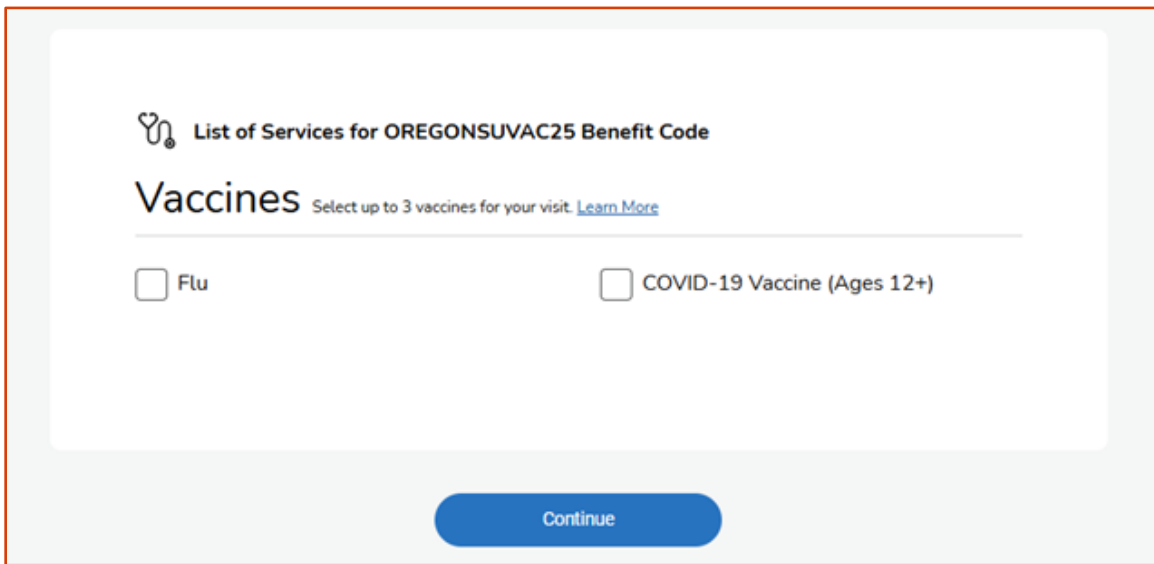
2025 Oregon State University Vaccine Clinic Registration Instructions

Registration link: [OSU Vaccine Sign-Up Scheduler](#)

Benefit code: **OREGONSUVAC25**

Step 1: Enter the benefit code for signing up

Step 2: Select vaccines:



List of Services for OREGONSUVAC25 Benefit Code

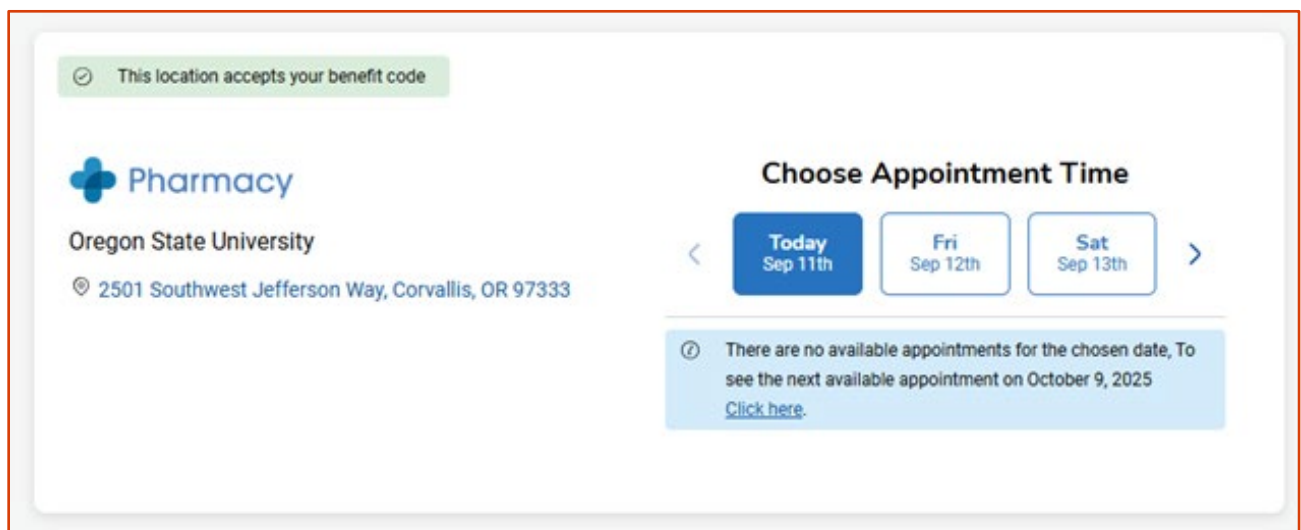
Vaccines

Select up to 3 vaccines for your visit. [Learn More](#)

Flu COVID-19 Vaccine (Ages 12+)

Continue

Step 3: In the **blue** highlighted box, select “Click here” OR scroll to **October 28** to view appointment times



This location accepts your benefit code

Pharmacy

Oregon State University

2501 Southwest Jefferson Way, Corvallis, OR 97333

Choose Appointment Time

< Today Sep 11th Fri Sep 12th Sat Sep 13th >

There are no available appointments for the chosen date, To see the next available appointment on October 9, 2025 [Click here](#).

Step 4: Select your appointment time from 8:00 am to 3:30 pm

The screenshot shows a web interface for selecting an appointment time. At the top left, there is a green checkmark icon and the text "This location accepts your benefit code". Below this is the pharmacy logo, a blue cross, followed by the text "Pharmacy". Underneath the logo, it says "Oregon State University" and "2501 Southwest Jefferson Way, Corvallis, OR 97333". To the right, the heading "Choose Appointment Time" is displayed. Below the heading are three date buttons: "Thu Oct 9th" (highlighted in blue), "Fri Oct 10th", and "Sat Oct 11th". Below the dates are three time period options: "Morning", "Afternoon", and "Evening". Under "Morning", there are three time slots: "8:00 AM" (marked with a star and "Next Available"), "8:15 AM", and "8:30 AM". Under "Afternoon", there are three time slots: "12:00 PM", "12:15 PM", and "12:30 PM". Below the time slots, a note states "* Location times are in MDT". At the bottom, there is a link "See More Available Appointments" with a dropdown arrow, and a large blue "Continue" button.

Complete all additional steps in the process until you get a confirmation code (see screenshot below). Prior to completing the sign-up process, when you get to the “Prescription Insurance” section, you are **strongly encouraged** to complete this section. **IMPORTANT:** If Fred Meyer does not have or cannot obtain correct billing information prior to the clinic, they will be unable to provide your vaccine(s) until they’ve received payment from your insurance provider, and this will cause a delay to your vaccine appointment. They do not accept cash or check at the clinic.

Prescription Insurance

Prescription Card Information

To save you time, it would be helpful to provide your insurance information now. However, if you're unable to do so at this moment, there's no need to worry—we can easily capture it during your appointment.

Example Prescription Card

Your Health Plan		Prescription Card
Member Name	RXBIN	000000
Jane Doe	RXPCN	000000
	Issuer	000000
Group Number	ID	
0000000000000000	0000000000000000	

Prescription Insurance Carrier (Optional)

Cardholder ID (Optional)

Group Number (Optional)


BIN

PCN

Person Code (Optional)

Confirmation Code: Once you've reached this point, your appointment is confirmed! You should also receive an email to the email address you provided during the sign-up process.

Appointment Details




 This location accepts your benefit code



Oregon State University

2501 Southwest Jefferson Way, Corvallis, OR 97333

Thursday, Oct 9, 2025
03:30 PM MDT

 Covid-19 Attestation Complete
 Flu
 COVID-19 Vaccine (Ages 12+)

Confirmation Code: 5249D45E

Modify Appointment

To modify the date or time of your appointment, please call [877-444-9689](tel:877-444-9689)

Cancel Appointment

Book Another Appointment